


FEATURES

- Bayonet Fitting
- Spring loaded design
- Flexible Cable

APPLICATION

- Injection Moulding Machine
- Plastic Industry
- Textile Industry

Spring Loaded Bayonet Fitting

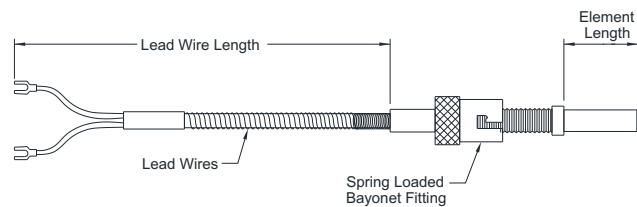


STANDARD SPECIFICATIONS

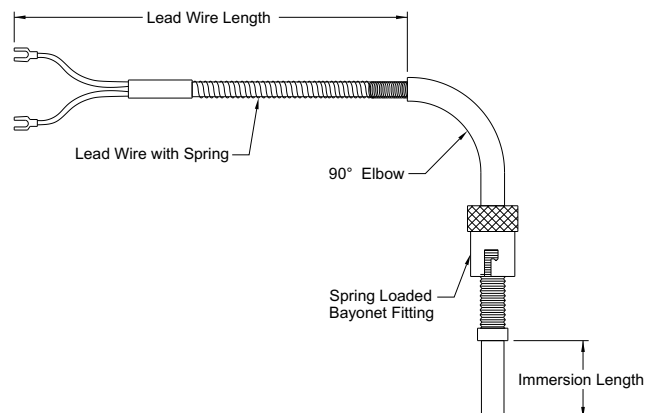
Element	:	Type J (Fe-CuNi)
Accuracy	:	Standard to ISA & ANSI MC96.1
No. of sensors	:	Simplex
Hot junction	:	Ungrounded
Sheath material	:	AISI 316 SS
Sheath diameter	:	4.5 mm
Element length	:	30 mm
Lead wire length	:	3000 mm
Lead wire Type	:	PTFE / PTFE / SS Wire Braided Lead wires
Sensor mounting style	:	Straight type
Process connection type	:	Single slotted
Process connection	:	Bayonet connector, Ø12 mm (Spring loaded)

DIMENSIONAL DRAWING

STRAIGHT TYPE



ANGULAR TYPE

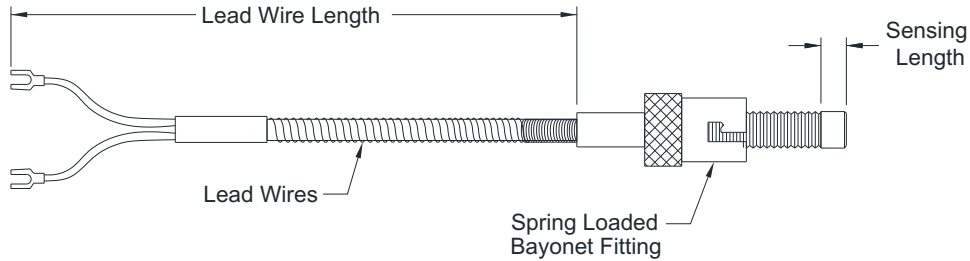


REFERENCE

IEC-584.2 / ANSI MC-96.1

DIMENSIONAL DRAWING

BUTTON TYPE



ORDERING CODES

1. ELEMENT

- K Type K (NiCr-Ni)
- J Type J (Fe-CuNi)
- E Type E (NiCr-CuNi)
- T Type T (Cu-CuNi)

K

2. ACCURACY

- P Standard

P

3. NO. OF SENSORS

- V Simplex

V

4. HOT JUNCTION

- G Grounded
- U Ungrounded

U

5. SHEATH MATERIAL

- MF AISI 316 SS

MF

6. SHEATH DIAMETER

- M30 3.0 mm
- M45 4.5 mm
- I14 1/4" (6.35 mm)
- M80 8.0 mm

M45

7. IMMERSION LENGTH (IL)

- XXX 8 mm up to 200 mm

30

8. LEAD WIRE LENGTH (WL)

- XXXXX Up to 25,000 mm

3000

9. LEAD WIRE TYPE

- KP PTFE insulated
- KQ PTFE / PTFE insulated
- KR PTFE / PTFE / SS braided
- KS FG / FG / SS braided

KR

10. SENSOR MOUNTING STYLE

- B4 Straight type
- B5 90° Angular type
- B6 Button type

B4

11. PROCESS CONNECTION TYPE

- X1 Single slotted
- X2 Double slotted

X1

12. PROCESS CONNECTION

- J6 Bayonet connector, Ø12 mm
- J7 Bayonet connector, Ø14 mm

J6

13. OTHER OPTIONS

- TB Calibration Certificate
- XF Tag plate, AISI 304 SS

XX

Ordering Example : T206-K-P-V-U-MF-M45-30-3000-KR-B4-X1-J6

NOTES:

1. Other sheath diameters, connections are available, please contact factory for details.
2. Bayonet connectors are always provided with spring loading for proper fitment.